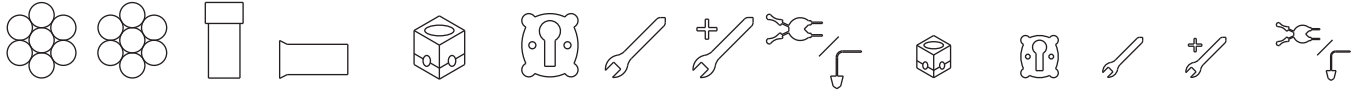
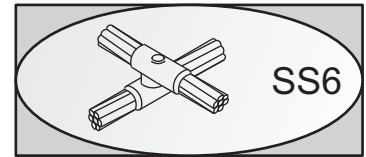


# CU-TECH ThermexWELD exothermic welding

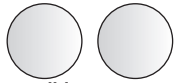


## stranded

sq mm	sq mm		
50	50	W-Cu150	-
70	70	W-Cu200	-
95	95	W-Cu250	-
120	120	2 x W-Cu150	-
150	150	2 x W-Cu200	-
185	185	2 x W-Cu250	-
240	240	3 x W-Cu250	-
-	-	-	-

STANDARD				
SS6-L-C9	L	T-431	T-103	T-110 / T-333
SS6-L-C11	L	T-431	T-103	T-110 / T-333
SS6-L-A13	L	T-431	T-103	T-110 / T-333
SS6-L-C14	L	T-431	T-103	T-110 / T-333
SS6-XL-C16	XL	T-431	T-111 & T-104	T-111 / T-334
SS6-XL-C18	XL	T-431	T-111 & T-104	T-111 / T-334
SS6-XL-A21	XL	T-431	T-111 & T-104	T-111 / T-334
-	-	-	-	-

PIXY				
-	-	-	-	-
-	-	-	-	-
-	-	-	-	-
-	-	-	-	-
-	-	-	-	-
-	-	-	-	-



## solid

dia mm	dia mm		
8	8	W-Cu115	-
10	10	W-Cu150	-
12	12	2 x W-Cu150	-
16	16	2 x W-Cu200	-

STANDARD				
SS6-L-C8	L	T-431	T-103	T-110 / T-332
SS6-L-C10	L	T-431	T-103	T-110 / T-333
SS6-L-C12	L	T-431	T-103	T-110 / T-333
SS6-XL-C16	XL	T-431	T-111 & T-104	T-111 / T-334

PIXY				
-	-	-	-	-
-	-	-	-	-
-	-	-	-	-
-	-	-	-	-